

Adaptive Employee Experience Guide for iOS!

Step-by-step guide for transitioning to the new isolved interface.

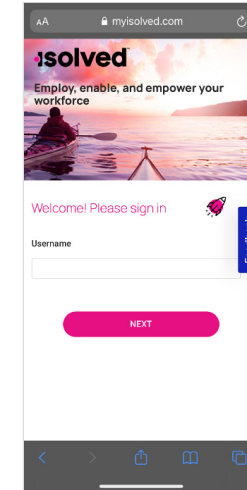
1 Step 1

With your iPhone, please take an image of QR code* to open the home page with Safari.




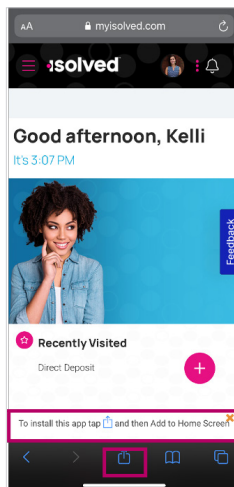
2 Step 2

Log into the homepage with your Username and Password.



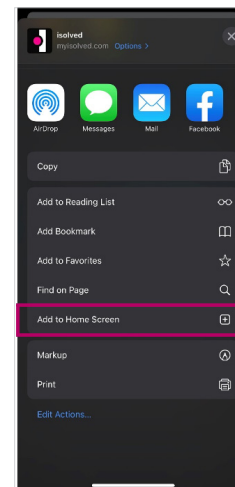
3 Step 3

Once logged in, you will be prompted at the bottom to install the app to your Home Screen. Tap the **share icon** in the middle. 



4 Step 4

Select the **"Add to Home Screen"** link from the list of options.



5 Step 5

The isolved "app" will be added to your mobile home screen for simplified access.

